

The Public Investment Act, Chapter 2256.023 of the Texas Government Code requires the Investment Officer of each local government to submit to its governing body a quarterly report of investment transactions. The Lamar County Treasurer has compiled information to comply with the reporting requirements. Attached is the detailed Investment Report for the period of October 1 – December 31, 2022.

The investment strategy for all funds for the 4th quarter of the 2022 calendar year is that of the investment pool in TexPool and CDs invested with Farmers Bank & Trust.

I Camey Boyer, Lamar County Treasurer and Investment Officer have prepared the attached Investment Report for the Lamar County Commissioners' Court and state that the report is true and correct.

Lamar County Treasurer Camey Boyer

We the undersigned County Judge and Commissioners for Lamar County Texas hereby certify that we have this date made an examination of the County Treasurer's Quarterly Investment Report and have found the same to be correct and in due order.

Witness our hands officially this the 13th Day of February 2023

County Judge Bl Bell

Commissioner Pct. 1 Alan Stinson

Commissioner Pct. 2 Jamie Taylor

Commissioner Pct. 3 _____

Commissioner Pct. 4 Kevin Johnson


Filed for record this the 13th Day of February 2023

County Clerk Ruth Susan

LAMAR COUNTY

INVESTMENT REPORT

October 1 – December 31, 2022



Commissioners Court
February 13, 2023

Lamar County Treasurer
Camey Boyer

LAMAR COUNTY DEPOSITORY ACCOUNTS INTEREST EARNED (FARMERS)

	ENDING BALANCE OCTOBER	INTEREST EARNED OCTOBER	ENDING BALANCE NOVEMBER	INTEREST EARNED NOVEMBER	ENDING BALANCE DECEMBER	INTEREST EARNED DECEMBER
GENERAL						
OPERATING	\$3,065,799.88	\$14,660.07	\$2,403,401.84	\$12,520.86	\$5,829,920.00	\$10,603.34
CONSTABLE PCT 1 FORFEITURE	\$315.83	\$0.78	\$316.73	\$0.90	\$317.80	\$1.07
CONSTABLE PCT 3 FORFEITURE	\$1,370.96	\$3.38	\$1,374.85	\$3.89	\$1,379.51	\$4.66
CONSTABLE PCT 4 FORFEITURE	\$185.23	\$0.46	\$185.76	\$0.53	\$186.39	\$0.63
UNCLAIMED PROPERTY	\$2,011.84	\$5.00	\$2,017.62	\$5.78	\$2,024.49	\$6.87
ATTORNEY PRE- FORFEITURE	\$60,340.74	\$172.73	\$60,519.72	\$178.98	\$60,725.95	\$206.23
ATTORNEY POST FORFEITURE	\$22,346.89	\$45.42	\$20,449.35	\$62.16	\$19,623.19	\$70.36
ATTORNEY HOT CHECK	\$71.75	\$4.71	\$379.58	\$5.83	\$21,020.51	\$0.89
SHERIFF POST- FORFEITURE	\$36,149.17	\$80.79	\$36,249.56	\$100.39	\$36,373.08	\$123.52
CO 2016	\$198,090.28	\$492.65	\$198,660.00	\$569.72	\$199,337.03	\$677.03
CO 2021	\$1,846,634.84	\$4,821.70	\$1,782,328.76	\$5,366.59	\$1,787,806.61	\$6,110.30
AMERICAN RESCUE	\$888,457.24	\$2,209.52	\$701,976.12	\$2,555.43	\$620,092.23	\$2,863.10
TOTALS	\$6,121,774.65	\$22,497.21	\$5,207,859.89	\$21,371.06	\$8,578,806.79	\$20,668.00

LAMAR COUNTY DEPOSITORY ACCOUNTS INTEREST EARNED (GUARANTY)

	ENDING BALANCE OCTOBER	INTEREST EARNED OCTOBER	ENDING BALANCE NOVEMBER	INTEREST EARNED NOVEMBER	ENDING BALANCE DECEMBER	INTEREST EARNED DECEMBER
GENERAL						
OPERATING	\$19,623.43	\$5.37	\$0.00	\$0.00	\$0.00	\$0.00
ATTORNEY HOT CHECK	\$20,649.20	\$5.97	\$20,659.10	\$9.80	\$0.00	\$2.94
TOTALS	\$40,272.63	\$11.34	\$20,659.10	\$9.80	\$0.00	\$2.94

FORTH QUARTER 2022
LAMAR COUNTY
TEXPOOL INVESTMENT ACCOUNTS

TEXPOOL SUMMARY							OCTOBER 1 - DECEMBER 31, 2022							PORTFOLIO VALUE			
FUND	BEGINNING BALANCE	TOTAL DEPOSITS	TOTAL WITHDRAWALS	MONTH TO DATE INTEREST	YEAR TO DATE INTEREST	ENDING BALANCE	MARKET VALUE ON 10/01/2022	SHARE PRICE ON 12/31/2022	SHARES OWNED ON 12/31/2022	MARKET VALUE ON 12/31/2022							
GENERAL																	
OCTOBER	\$34,851.09	\$0.00	\$0.00	\$86.81	\$327.16	\$34,937.90	\$34,851.09										
NOVEMBER	\$34,937.90	\$0.00	\$0.00	\$103.67	\$430.83	\$35,041.57											
DECEMBER	\$35,041.57	\$0.00	\$0.00	\$118.41	\$549.24	\$35,159.98		\$1.00	35159.98	\$35,159.98							
RD&BRIDGE																	
OCTOBER	\$925.65	\$0.00	\$0.00	\$2.30	\$8.85	\$927.95	\$925.65										
NOVEMBER	\$927.95	\$0.00	\$0.00	\$2.68	\$11.53	\$930.63											
DECEMBER	\$930.63	\$0.00	\$0.00	\$3.26	\$14.79	\$933.89		\$1.00	933.89	\$933.89							
CO. CLERK RECORD MANAG																	
OCTOBER	\$142.03	\$0.00	\$0.00	\$0.31	\$1.27	\$142.34	\$142.03										
NOVEMBER	\$142.34	\$0.00	\$0.00	\$0.30	\$1.57	\$142.64											
DECEMBER	\$142.64	\$0.00	\$0.00	\$0.48	\$2.05	\$143.12		\$1.00	143.12	\$143.12							
E & J																	
OCTOBER	\$792.39	\$0.00	\$0.00	\$1.93	\$7.58	\$794.32	\$792.39										
NOVEMBER	\$794.32	\$0.00	\$0.00	\$2.37	\$9.95	\$796.69											
DECEMBER	\$796.69	\$0.00	\$0.00	\$2.65	\$12.60	\$799.34		\$1.00	799.34	\$799.34							

FOURTH QUARTER 2022
LAMAR COUNTY
TEXPOOL INVESTMENT ACCOUNTS

TEXPOOL SUMMARY		OCTOBER 1 - DECEMBER 31, 2022						PORTFOLIO VALUE			
FUND	BEGINNING BALANCE	TOTAL DEPOSITS	TOTAL WITHDRAWALS	MONTH TO DATE INTEREST	YEAR TO DATE INTEREST	ENDING BALANCE	MARKET VALUE ON 10/01/2022	SHARE PRICE ON 12/31/2022	SHARES OWNED ON 12/31/2022	MARKET VALUE ON 12/31/2022	
CO. RECORD MANAG.											
OCTOBER	\$1,210.68	\$0.00	\$0.00	\$3.07	\$11.04	\$1,213.75	\$1,210.68				
NOVEMBER	\$1,213.75	\$0.00	\$0.00	\$3.55	\$14.59	\$1,217.30					
DECEMBER	\$1,217.30	\$0.00	\$0.00	\$4.19	\$18.78	\$1,221.49		\$1.00	1221.49	\$1,221.49	
REF. BOND SERIES											
OCTOBER	\$605.76	\$0.00	\$0.00	\$1.55	\$5.65	\$607.31	\$605.76				
NOVEMBER	\$607.31	\$0.00	\$0.00	\$1.78	\$7.43	\$609.09					
DECEMBER	\$609.09	\$0.00	\$0.00	\$2.03	\$9.46	\$611.12		\$1.00	611.12	\$611.12	
CIHC											
OCTOBER	\$67.82	\$0.00	\$0.00	\$0.31	\$0.39	\$68.13	\$67.82				
NOVEMBER	\$68.13	\$0.00	\$0.00	\$0.30	\$0.69	\$68.43					
DECEMBER	\$68.43	\$0.00	\$0.00	\$0.31	\$1.00	\$68.74		\$1.00	68.74	\$68.74	
COURTHOUSE SECURITY											
OCTOBER	\$51.86	\$0.00	\$0.00	\$0.00	\$0.00	\$51.86	\$51.86				
NOVEMBER	\$51.86	\$0.00	\$0.00	\$0.27	\$0.27	\$52.13					
DECEMBER	\$52.13	\$0.00	\$0.00	\$0.31	\$0.58	\$52.44		\$1.00	52.44	\$52.44	
PERM. IMPROV											
OCTOBER	\$373.41	\$0.00	\$0.00	\$0.93	\$3.27	\$374.34	\$373.41				
NOVEMBER	\$374.34	\$0.00	\$0.00	\$1.17	\$4.44	\$375.51					
DECEMBER	\$375.51	\$0.00	\$0.00	\$1.24	\$5.68	\$376.75		\$1.00	376.75	\$376.75	

LAMAR COUNTY - AMERICAN RESCUE PLAN
FARMERS BANK CD ACCOUNTS
INVESTMENT ACTIVITY FOR QUARTER ENDING 12-31-2022

CD ACCT # FUND	INT. RATE	PURCHASE DATE	MATURE DATE	BEGINNING BALANCE	EARLY W/D FEE	WITHDRAWALS	INTEREST EARNED	QTR. ENDING BALANCE	CURRENT CASH VALUE
ARP - 0948	2.95	8/1/2022	2/1/2023	\$1,000,000.00	\$0.00	\$0.00	\$7,391.31	\$1,009,896.79	\$1,000,000.00
ARP - 0950	2.95	8/1/2022	2/1/2023	\$1,000,000.00	\$0.00	\$0.00	\$7,391.31	\$1,009,896.79	\$1,000,000.00
ARP - 0956	2.95	8/1/2022	2/1/2023	\$1,000,000.00	\$0.00	\$0.00	\$7,391.31	\$1,009,896.79	\$1,000,000.00
ARP - 0957	2.95	8/1/2022	2/1/2023	\$1,000,000.00	\$0.00	\$0.00	\$7,391.31	\$1,009,896.79	\$1,000,000.00
ARP - 0958	2.95	8/1/2022	2/1/2023	\$1,000,000.00	\$0.00	\$0.00	\$7,391.31	\$1,009,896.79	\$1,000,000.00
ARP - 0959	2.95	8/1/2022	2/1/2023	\$1,000,000.00	\$0.00	\$0.00	\$7,391.31	\$1,009,896.79	\$1,000,000.00
ARP - 0960	2.95	8/1/2022	2/1/2023	\$1,000,000.00	\$0.00	\$0.00	\$7,391.31	\$1,009,896.79	\$1,000,000.00
ARP - 0961	2.95	8/1/2022	2/1/2023	\$500,000.00	\$0.00	\$0.00	\$3,695.65	\$504,948.39	CLOSED
TOTAL INVESTMENTS				\$7,500,000.00	\$0.00	\$0.00	\$55,434.82	\$7,574,225.92	\$7,000,000.00

LAMAR COUNTY
FARMERS BANK CD ACCOUNTS
INVESTMENT ACTIVITY FOR QUARTER ENDING 12-31-2022

CD ACCT # FUND	INT. RATE	PURCHASE DATE	MATURE DATE	BEGINNING BALANCE	EARLY W/D FEE	WITHDRAWALS	INTEREST EARNED	QTR. ENDING BALANCE	CURRENT CASH VALUE
General - 4929	1.76	5/21/2021	5/21/2023	\$1,000,000.00	\$0.00	\$0.00	\$4,420.49	\$1,010,365.83	\$1,011,876.12
General - 4951	1.99	6/7/2021	6/7/2023	\$500,000.00	\$0.00	\$0.00	\$2,503.59	\$505,878.76	\$506,735.91
General - 5002	2.69	6/23/2021	6/23/2023	\$1,000,000.00	\$0.00	\$0.00	\$6,767.26	\$1,013,564.52	\$1,015,880.17
General - 5006	2.69	6/24/2021	6/24/2023	\$1,000,000.00	\$0.00	\$0.00	\$6,767.26	\$1,013,564.11	\$1,015,879.75
General - 5007	2.69	6/25/2021	6/25/2023	\$1,000,000.00	\$0.00	\$0.00	\$6,767.26	\$1,013,563.68	\$1,015,879.33
General - 5101	3.5	8/23/2021	8/23/2023	\$1,000,000.00	\$0.00	\$0.00	\$8,790.10	\$1,011,772.23	\$1,014,784.13
General - 4986	4.78	6/21/2021	12/21/2023	\$1,000,000.00	\$0.00	\$5,075.39	\$1,527.00	\$1,000,000.00	\$1,003,241.36
General - 4987	4.78	6/21/2021	12/21/2023	\$1,000,000.00	\$0.00	\$5,075.39	\$1,527.00	\$1,000,000.00	\$1,003,241.36
General - 4997	4.78	6/23/2021	12/23/2023	\$1,000,000.00	\$0.00	\$5,075.39	\$1,527.00	\$1,000,000.00	\$1,003,475.90
General - 5000	4.78	6/23/2021	12/23/2023	\$2,000,000.00	\$0.00	\$10,150.78	\$3,053.98	\$2,000,000.00	\$2,006,951.82
General - 5001	4.78	6/23/2021	12/23/2023	\$1,000,000.00	\$0.00	\$5,075.39	\$1,527.00	\$1,000,000.00	\$1,003,475.90
R & B - 4998	4.78	6/23/2021	12/23/2023	\$1,000,000.00	\$0.00	\$5,075.39	\$1,527.00	\$1,000,000.00	\$1,003,475.90
General - 5005	4.78	6/24/2021	12/24/2023	\$1,000,000.00	\$0.00	\$0.00	\$1,527.00	\$1,005,075.39	\$1,002,889.54
General - 0205	1.35	4/1/2022	4/1/2023	\$1,000,000.00	\$0.00	\$0.00	\$3,388.64	\$1,009,059.65	\$1,011,374.90
General - 0206	1.35	4/1/2022	4/1/2023	\$1,000,000.00	\$0.00	\$0.00	\$3,388.64	\$1,009,059.65	\$1,011,374.90
TOTAL INVESTMENTS				\$15,500,000.00	\$0.00	\$35,527.73	\$55,009.22	\$15,591,903.82	\$15,630,536.99

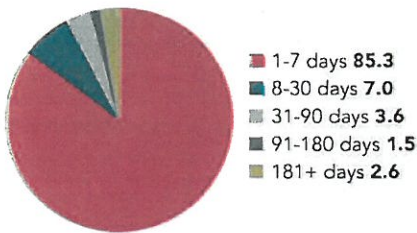
INVESTMENT POSITION 3 YEAR COMPARISON

	12/31/2020	12/31/2021	12/31/2022
CD'S	\$11,599,242.50	\$13,522,057.59	\$15,631,123.35
TEXPOOL	\$38,742.28	\$38,752.86	\$39,020.69
TOTALS	\$11,637,984.78	\$13,560,810.45	\$15,670,144.04



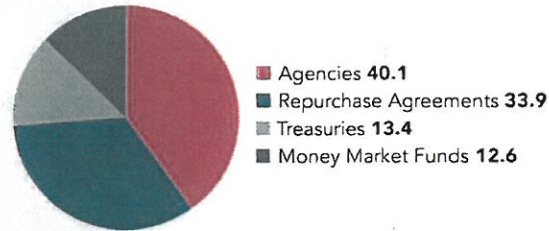
Portfolio by Maturity (%)

As of December 31, 2022



Portfolio by Type of Investment (%)

As of December 31, 2022



Portfolio Asset Summary as of December 31, 2022

	Book Value	Market Value
Uninvested Balance	\$1,036.73	\$1,036.73
Receivable for Investments Sold	0.00	0.00
Accrual of Interest Income	69,879,816.93	69,879,816.93
Interest and Management Fees Payable	-87,542,996.68	-87,542,996.68
Payable for Investments Purchased	-640,000,000.00	-640,000,000.00
Accrued Expenses & Taxes	-50,640.24	-50,640.24
Repurchase Agreements	9,670,213,000.00	9,670,213,000.00
Mutual Fund Investments	3,609,074,000.00	3,609,085,200.00
Government Securities	11,431,103,560.39	11,424,520,129.78
US Treasury Bills	2,117,305,021.30	2,116,404,005.57
US Treasury Notes	1,688,896,207.15	1,688,696,445.24
Total	27,858,879,005.58	27,851,205,997.33

Market value of collateral supporting the Repurchase Agreements is at least 102% of the Book Value. The portfolio is managed by Federated Investment Counseling and the assets are safe kept in a separate custodial account at State Street Bank in the name of TexPool. The only source of payment to the Participants is the assets of TexPool. There is no secondary source of payment for the pool such as insurance or State guarantee. Should you require a copy of the portfolio, please contact TexPool Participant Services.

Participant Summary

	Number of Participants	Balance
School District	603	\$8,330,391,475.63
Higher Education	60	\$1,404,269,600.79
County	196	\$3,655,090,681.66
Healthcare	92	\$1,410,001,197.85
Utility District	906	\$4,103,724,891.76
City	487	\$7,582,757,017.97
Emergency Districts	99	\$334,557,857.15
Economic Development Districts	85	\$169,921,033.30
Other	221	\$868,124,506.54

**Definition of Weighted Average Maturity and Weighted Average Life

WAM is the mean average of the periods of time remaining until the securities held in TexPool (a) are scheduled to be repaid, (b) would be repaid upon a demand by TexPool, or (c) are scheduled to have their interest rate readjusted to reflect current market rates. Securities with adjustable rates payable upon demand are treated as maturing on the earlier of the two dates set forth in (b) and (c) if their scheduled maturity is 397 days or less; and the later of the two dates set forth in (b) and (c) if their scheduled maturity is more than 397 days. The mean is weighted based on the percentage of the amortized cost of the portfolio invested in each period.

WAL is calculated in the same manner as WAM, but is based solely on the periods of time remaining until the securities held in TexPool (a) are scheduled to be repaid or (b) would be repaid upon a demand by TexPool, without reference to when interest rates of securities within TexPool are scheduled to be readjusted.